



Carolinas College of Health Sciences

Carolinas College of Health Sciences

Fact Book 2008

Published: August 2009
Office of Institutional Research and Student Records

The Rankin Education Center
1200 Blythe Boulevard
P.O. Box 32861
Charlotte, NC 28232
(704) 355-5043

Web address for Institutional Data:
<http://www.carolinascollege.org/data.cfm>

FACT BOOK 2008

TABLE OF CONTENTS

GENERAL INFORMATION	2
2008 COLLEGE QUICK FACTS	4
STUDENT ENROLLMENT TRENDS	5
Trended Total College Enrollment by Program	6
Trended Total Continuing Education Completes by Program	7
Trended College Admissions Yield.....	8
Trended New Student Demographics	9
2008 New Student Gender and Age by Program.....	11
2008 New Student Ethnicity by Program	12
Trended College FTE Report.....	13
Student:Faculty Ratio by Program.....	14
Trended Graduation Rates AT 150% by Program.....	15
Trended Placement Rates by Program.....	16
Trended Pass Rates by Program	17
EMPLOYEE TRENDS	18
Trended Number of College Employees	19
Trended College Employee Demographics	21
2008 Faculty Status and Service by Program	22
Salary Increases Compared to Changes in Consumer Price Index	23
COST/STUDENT FINANCIAL RESOURCES TRENDS	24
Trended College Tuition Rates and Fees.....	25
Trended Student Financial Resources	26
EXPENDITURES AND RESOURCES TRENDS	27
Trended College Financials	28
Trended College Development	30
Usage of Digital Library Resources	31

GENERAL INFORMATION

History: Carolinas College of Health Science's roots date back to the early 1940's when hospital-based education was offered at Charlotte Memorial Hospital. In 1990, the college opened as an institution of higher education and was incorporated as an owned subsidiary of the Charlotte Memorial Hospital Authority, a quasi-public entity. Today it operates as a multi-program, regionally accredited college supporting the nursing and allied health workforce needs of the greater Charlotte-Mecklenburg area.

Carolinas College of Health Sciences is accredited by the Commission on Colleges of the Southern Association of Colleges and Schools to award the associate of applied science degree. Contact the Commission on Colleges at 1866 Southern Lane, Decatur, Georgia 30033-4097 or call 404-679-4500 for questions about the accreditation of Carolinas College of Health Sciences.

Academic Programs:

- Associate of Applied Science degree in Nursing and Radiologic Technology
- Diploma in Surgical Technology
- Certificate in Medical Technology
- Certificate in Pre-Nursing
- Single course offerings in general and continuing education

Non-Credit Continuing Education:

- Certificate in Advanced Patient Transport, Phlebotomy and Nurse Aide I and II
- Basic and Advanced life support training
- Infusion Therapy
- Phlebotomy Skills Update

Program and Center-Specific Accreditation:

- Commission on Accreditation of Allied Health Education Programs (CAAHEP)
- Joint Review Committee on Education in Radiologic Technology (JRCERT)
- National Accrediting Agency for Clinical Laboratory Sciences (NAACLS)
- National League for Nursing Accrediting Commission (NLNAC)
- American College of Surgeons (ACS) Program for Accreditation of Education Institutes

Approval:

- North Carolina Board of Nursing (Nursing Program/Nurse Aide II)
- North Carolina Department of Health and Human Services/Division of Health Service Regulation (Nurse Aide I)
- American Heart Association (Life Support Education)
- North Carolina Office of Emergency Medical Services
- North Carolina State Approving Agency for Veterans Benefits

Student population:

- Recent high school graduates
- College graduates
- Adults in career transition

GENERAL INFORMATION *(cont.)*

Alumni: Carolinas College of Health Sciences recognizes alumni from each of the former hospital-based programs that are part of the current College structure including Medical Technology, Nursing, Emergency Medical Sciences, Radiologic Technology, and Surgical Technology. There are approximately 5,000 alumni in the College's rich history with more than 2,000 in active contact with the college.

Technology: The extensive wireless network on campus allows for access throughout the College. There are two open-access computer labs available for student use with extended hours in the evenings and on weekends.

Library: The Area Health Education Center (AHEC) Library and Information Resource Center located on the campus of Carolinas Medical Center provides comprehensive information and library services to students and faculty from the Carolinas College of Health Sciences. The library's collection includes over 6,000 books, 800 current print journal titles and 1,500 audio visual materials. Updated course syllabi and textbooks are kept in the library for students. The library is wireless and provides a computer lab, AV viewing rooms, study rooms, and a conference room for use by students and faculty. All students and faculty of the College are provided access to the AHEC Digital Library (ADL). This provides access to 1,000+ full text e-journals, more than 100 e-books, and databases such as Medline, Cinahl, Cochrane, and Stat-Ref. The ADL is available from any computer with internet access, either on or off campus.

Simulation: The College has a four-room suite dedicated to medical simulation which received accreditation from the American College of Surgeons in the fall of 2008. Currently, the Simulation Center has four high-fidelity mannequins, a mock operating room, two mock patient rooms, a control room, and various cameras that allow realistic health-care simulation to be captured on video and streamed to classrooms or replayed for subsequent debriefing. A nursing skills lab also provides six low-fidelity mannequins in a simulated hospital environment.

2008 COLLEGE QUICK FACTS

ENROLLMENT *(as of Fall 2008)*

Total Headcount Enrollment <i>(as reported in Monthly Census Report, Oct. 2008)</i>	513
Total Full-time equivalent (FTE) Enrollment	324
Total number of individuals completing continuing education courses	1,427
Average age of students	25
Percent of new students who were NC residents	92%
Percent of new students who were ethnic minorities	20%
Percent of new students who were men	13%
Percent of students who were enrolled part time	79%

OUTCOMES

Percent of students who graduated within 150% of program length	77%
Percent of graduates employed in field of training within 6 months of graduation	99.6%
Percent of graduates employed by Carolinas Health System within 6 months of graduation	90.7%
Percent of 2008 graduates who passed required licensure/certificate exams on first attempt	99%

PERSONNEL *(as of Fall 2008)*

Total employees: 101	Total faculty: 64
Full time: 52	Full time: 25
Part Time: 29	Part Time: 24
PRN: 15	PRN: 10
Federal Work Study: 5	Adjunct: 5
Percent of employees who were ethnic minorities	16%
Percent of employees who were men:	11%

COSTS AND STUDENT FINANCIAL RESOURCES

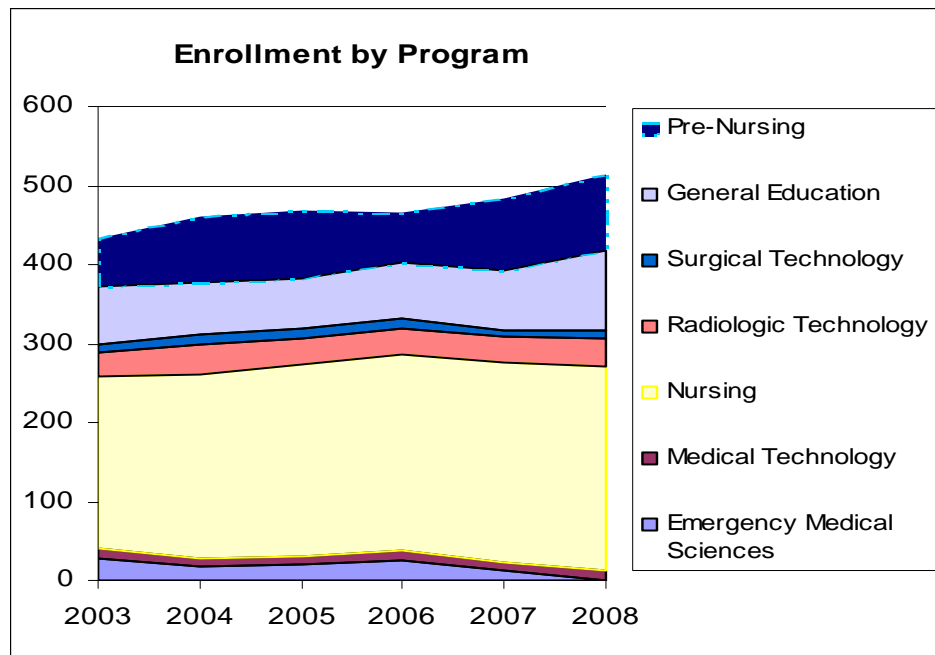
Tuition (per credit hour) for Degree and Diploma programs:	\$210
Activity fees (per semester):	\$ 25
Technology fee (per semester):	\$ 75
Awards in financial aid in the form of grants, loans, scholarships, and work study opportunities	\$2,331,905

STUDENT ENROLLMENT TRENDS

- Student enrollment increased by 6% in 2008; General Education had largest increase, 34%
- Number of students that completed Continuing Education program increased by 14%
- Average age of CCHS students decreased by one year consistent with a 4-year trend; average age now 25
- Placement rates up nearly 2%: Placements within CHS now at 90.7% with total placements reaching 99.6%
- Board, licensure, and certificate pass rates rose by almost 2%, bringing average pass rates for all programs to 98.4%

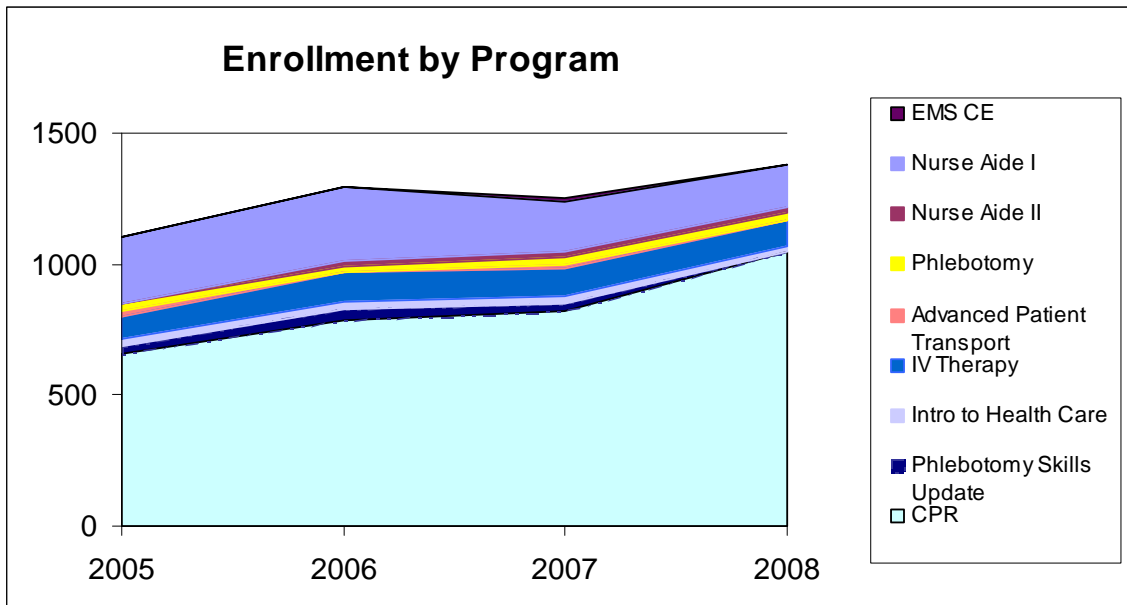
Trended Total College Enrollment by Program

<i>Source: Fall Snapshot, Monthly Census Report</i>	2002	2003	2004	2005	2006	2007	2008	'07-'08 % Change
Emergency Medical Sciences	0	28	18	19	26	1/2	1-3	8.33%
Medical Technology	10	12	11	11	11	12	12	0.00%
Nursing	197	217	232	243	249	251	260	3.59%
Radiologic Technology	34	32	39	33	34	35	34	-2.86%
Surgical Technology	11	11	12	12	12	7	10	42.86%
General Education	75	73	64	65	70	76	102	34.21%
Pre-Nursing	56	60	85	86	65	91	95	4.40%
College Summary	383	433	461	469	467	484	526	5.99%



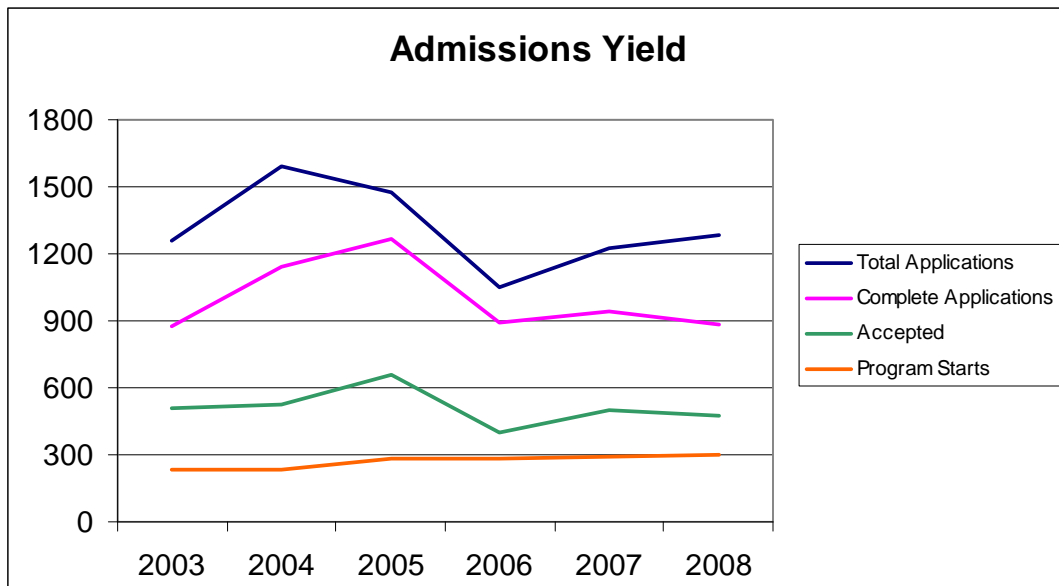
Trended Total Continuing Education Completes by Program

<i>Source: Lifelong Learning/ CE Record</i>	2005	2006	2007	2008	'07-'08 % Change
Nurse Aide I	253	288	193	159	-17.62%
Nurse Aide II	0	17	20	26	30.00%
Phlebotomy	26	25	24	24	0.00%
Advanced Patient Transport	22	0	16	0	-100.00%
IV Therapy	88	114	110	100	-9.09%
Introduction to Health Care	27	28	22	25	13.64%
EMS Continuing Education	0	0	16	0	-100.00%
Phlebotomy Skills Update	27	40	34	48	41.18%
CPR	659	786	818	1045	27.75%
College Summary	1102	1298	1253	1427	13.89%



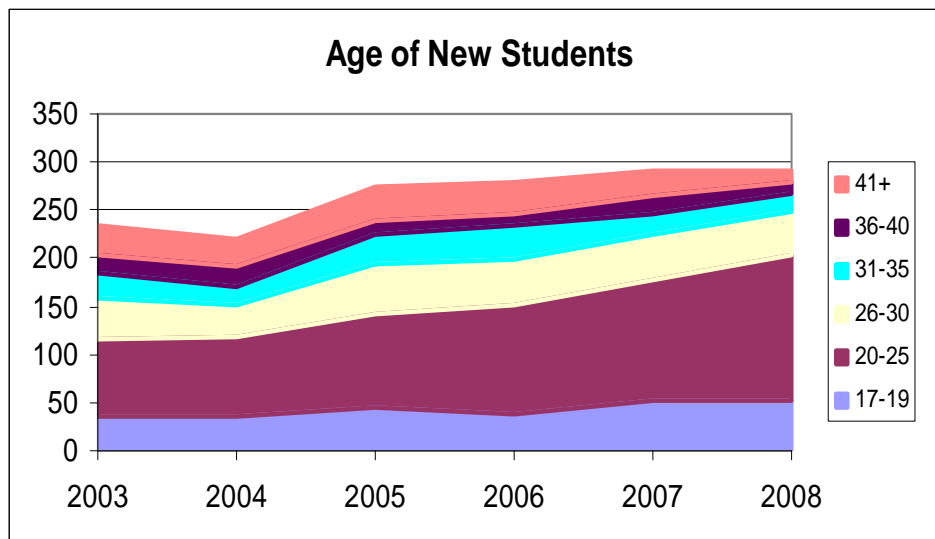
Trended College Admissions Yield

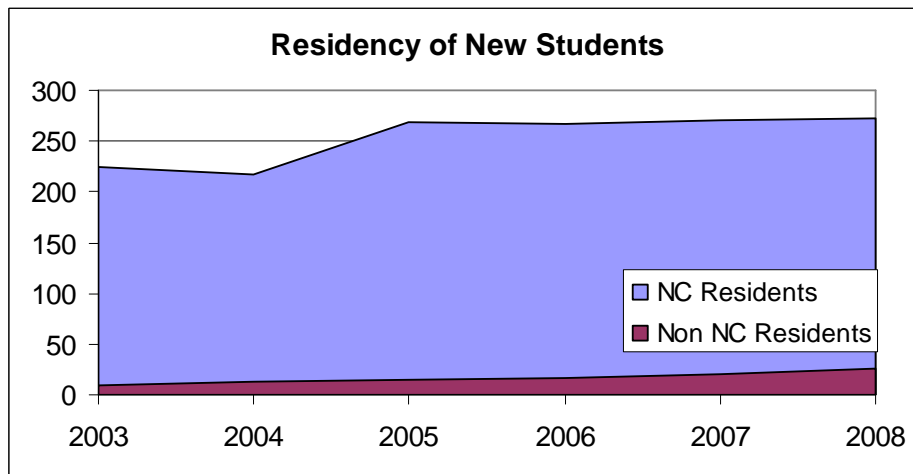
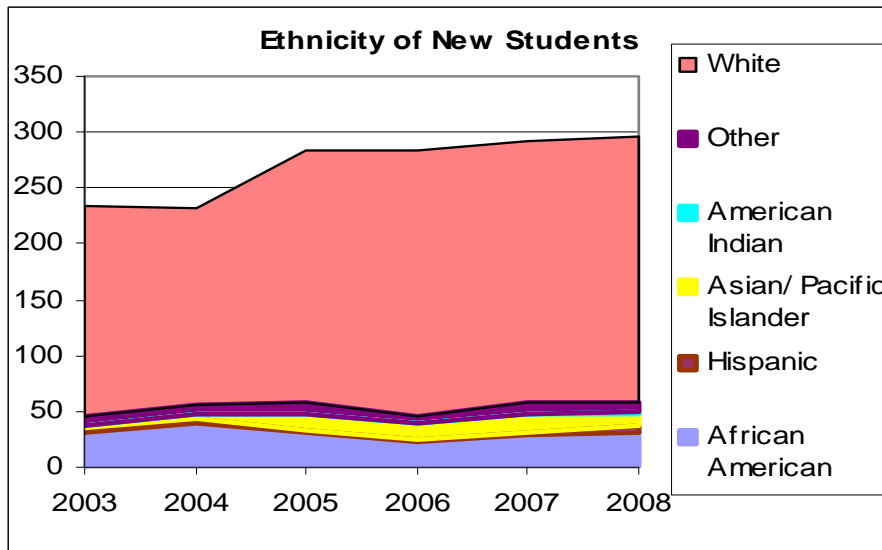
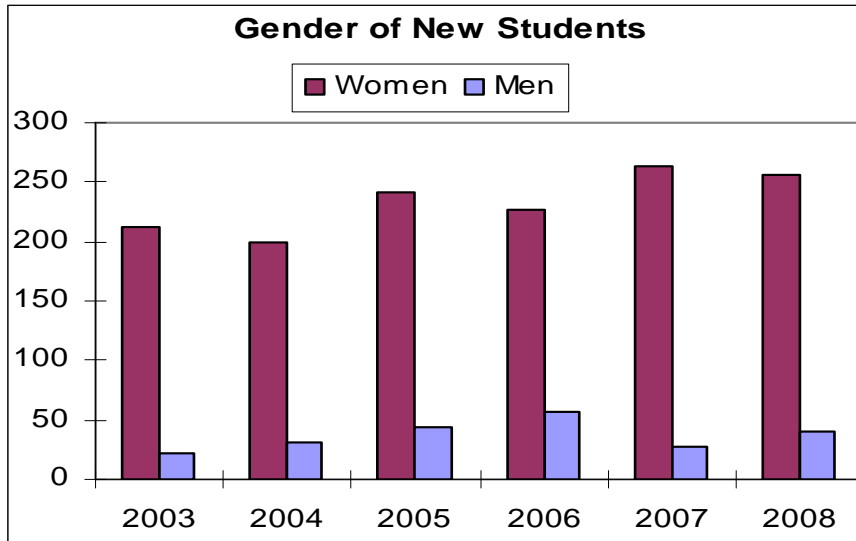
<i>Source: Student Demographic Report</i>	2002	2003	2004	2005	2006	2007	2008	'07-'08 % Change
Applications	728	1262	1588	1474	1048	1224	1280	4.58%
Complete Applications	501	871	1144	1269	895	939	881	-6.18%
Accepted	326	510	527	655	398	503	473	-5.96%
Program Starts	230	235	231	284	283	292	297	1.71%



Trended New Student Demographics

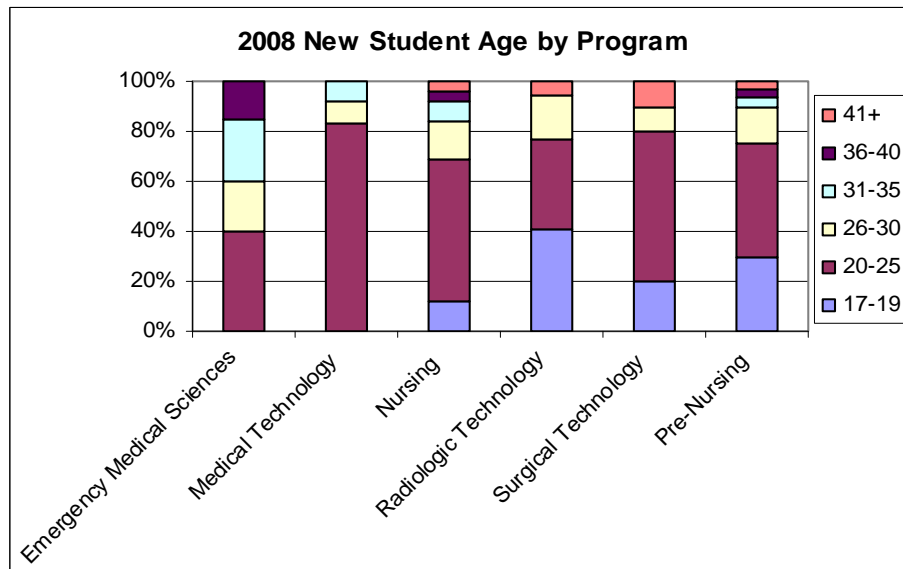
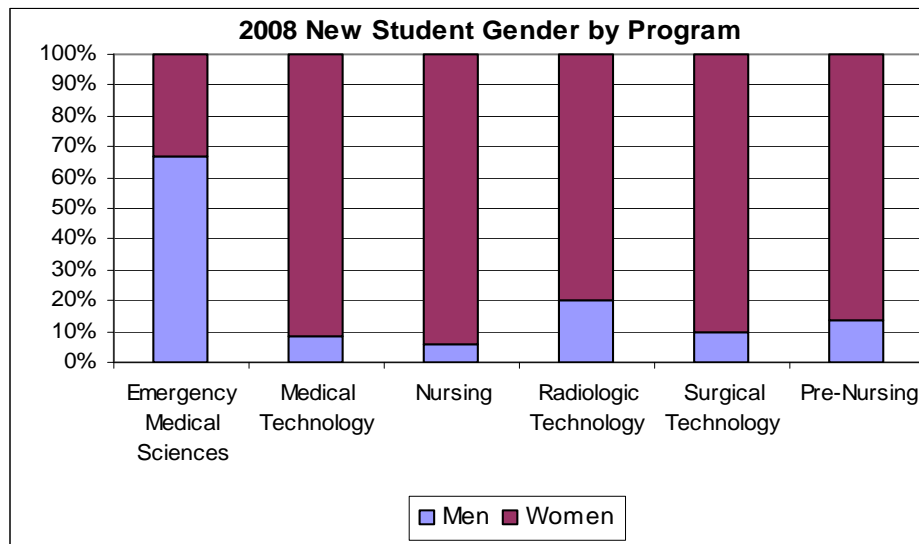
<i>Source: Student Demographic Report</i>	2002	2003	2004	2005	2006	2007	2008	'07-'08 % Change
Men	37	22	32	43	56	28	40	42.86%
Women	210	213	199	241	227	264	257	-2.65%
% Men	14.98%	9.36%	13.85%	15.14%	19.79%	9.59%	13.47%	40.45%
NC resident	230	225	218	269	267	271	272	0.37%
Nonresident	17	10	13	15	16	21	25	19.05%
Minority	80	45	55	59	45	57	59	3.51%
Nonminority	167	188	176	225	238	235	238	1.28%
White	167	188	176	225	238	235	238	1.28%
African American	38	31	40	31	22	28	31	10.71%
Hispanic	3	5	4	3	3	4	7	75.00%
Asian/Pacific Islander	5	1	3	13	14	15	10	-33.33%
American Indian	3	1	1	1	0	1	2	100.00%
Other	31	7	7	11	6	9	9	0.00%
17-19	35	36	35	45	38	53	53	0.00%
20-25	76	80	84	98	114	125	151	20.80%
26-30	54	43	33	50	47	47	44	-6.38%
31-35	28	25	19	31	34	20	20	0.00%
36-40	13	19	20	14	13	19	11	-42.11%
41+	22	31	28	36	34	28	11	-60.71%
Age Not Reported	19	1	12	10	3	0	7	
Total	247	235	231	284	283	292	297	
Mean	28	28	28	28	27	26	25	-3.70%





2008 New Student Gender and Age by Program

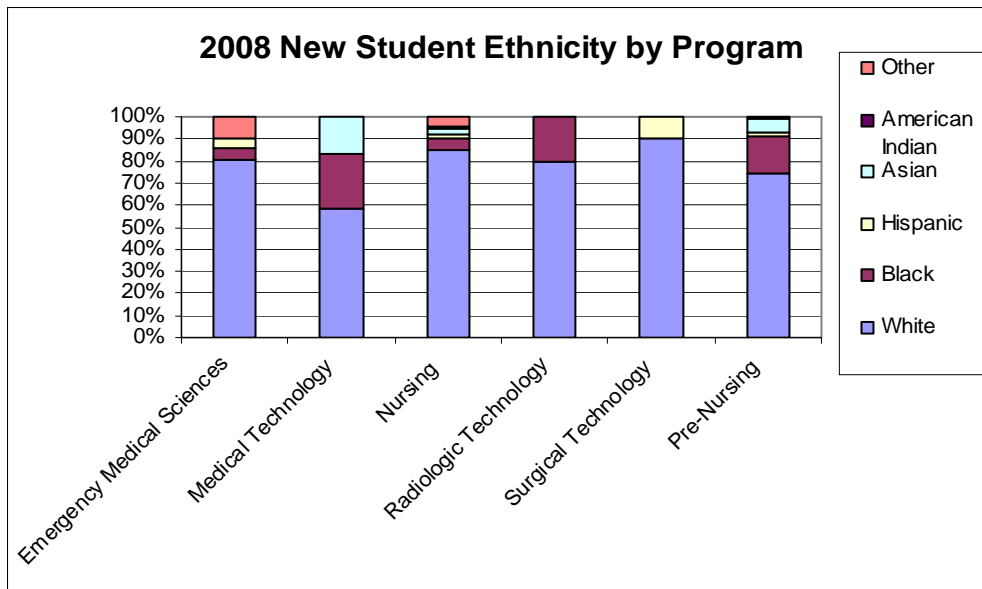
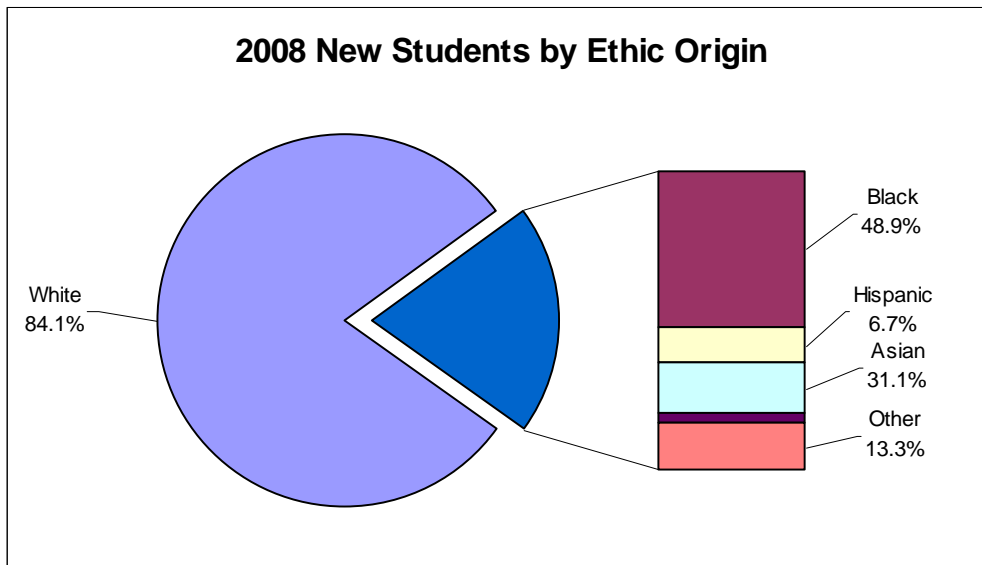
<i>Source: Student Demographic Report</i>	Men	Women	% Men	17-19	20-25	26-30	31-35	36-40	41+	Average Age
Emergency Medical Sciences	14	7	66.67%	0	8	4	5	3	0	29
Medical Technology	1	11	8.33%	0	10	1	1	0	0	25
Nursing	8	136	5.56%	17	80	22	11	5	6	25
Radiologic Technology	4	16	20.00%	7	6	3	0	0	1	23
Surgical Technology	1	9	10.00%	2	6	1	0	0	1	25
Pre-Nursing	12	78	13.33%	27	41	13	3	5	3	23
College Summary	40	257	13.47%	53	151	44	20	13	9	25



2008 New Student Ethnicity by Program

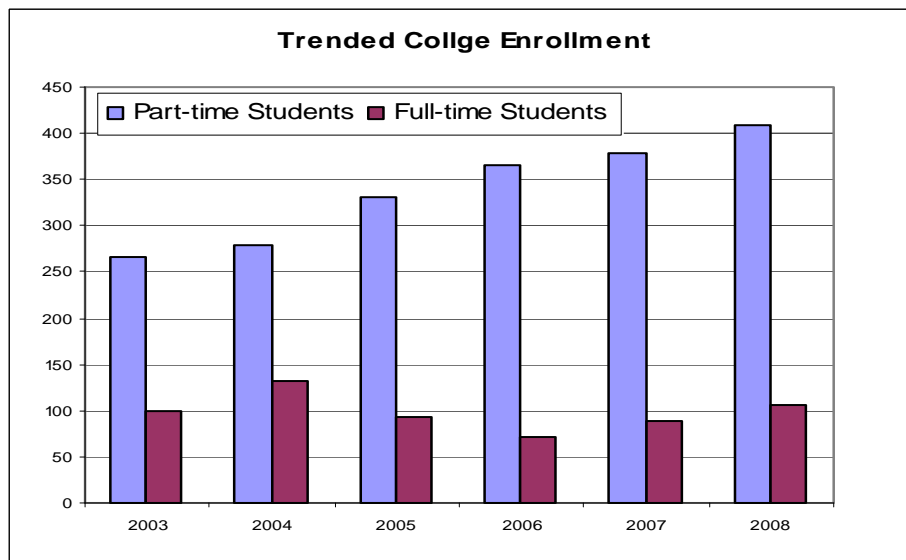
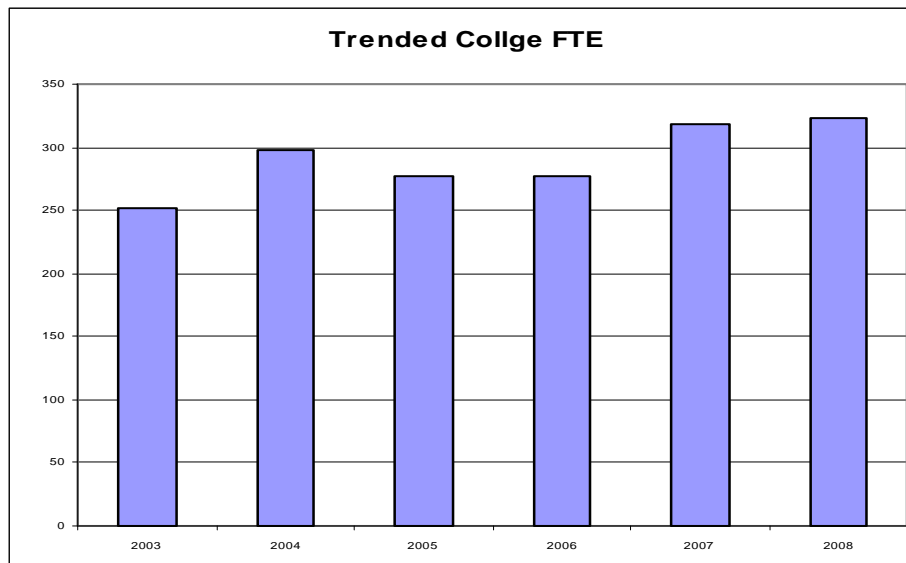
Source: Fall 2008 Student Demographic Report

	White	Black	Hispanic	Asian	American Indian	Other	Total
Emergency Medical Sciences	17	1	1	0	0	2	21
Medical Technology	7	3	0	2	0	0	12
Nursing	122	8	3	3	2	6	144
Radiologic Technology	16	4	0	0	0	0	20
Surgical Technology	9	0	1	0	0	0	10
Pre-Nursing	67	15	2	5	0	1	90
College Summary	238	31	7	10	2	9	297



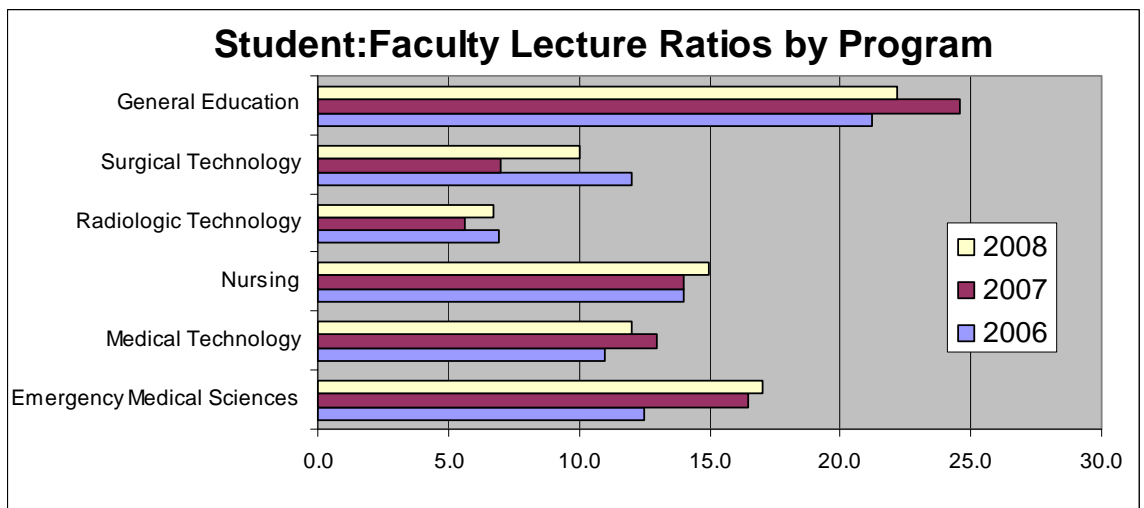
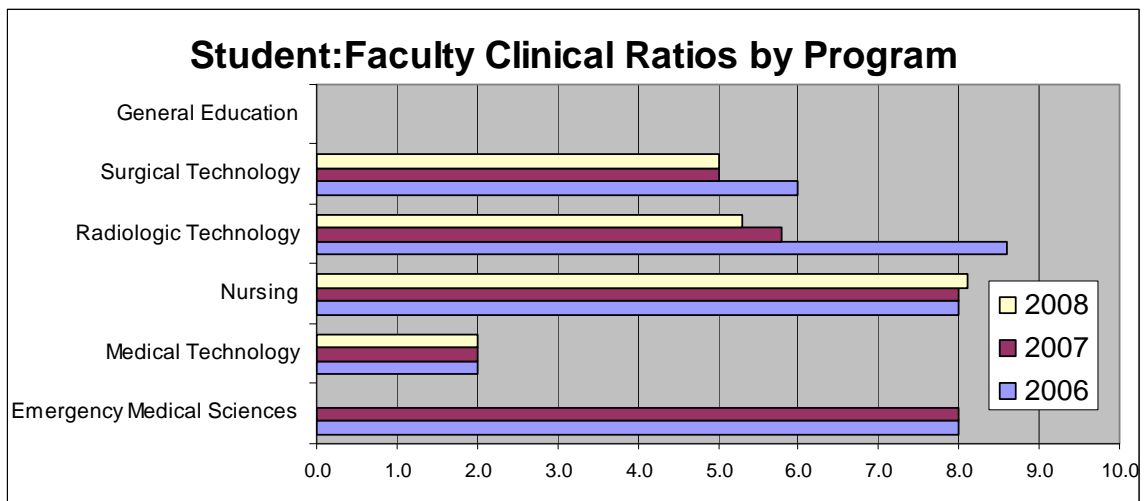
Trended College FTE Report

<i>Source: FTE Report Oct. 2008</i>	Year	Sum of Credits	Courses	PT Students	FTE PT	FT Students	Headcount	FTE Total	'07-'08 % Change
	2003	3165	788	266	152.67	99	365	251.67	--
	2004	3695	1135	280	167.33	131	411	298.33	18.5%
	2005	3413	1008	331	182.58	94	425	276.58	-7.3%
	2006	3382	915	366	205.58	72	438	277.58	0.4%
	2007	3854	1108	379	228.67	89	468	317.67	14.4%
	2008	4060	1119	408	216.58	107	513	323.58	1.9%



Student:Faculty Ratio by Program

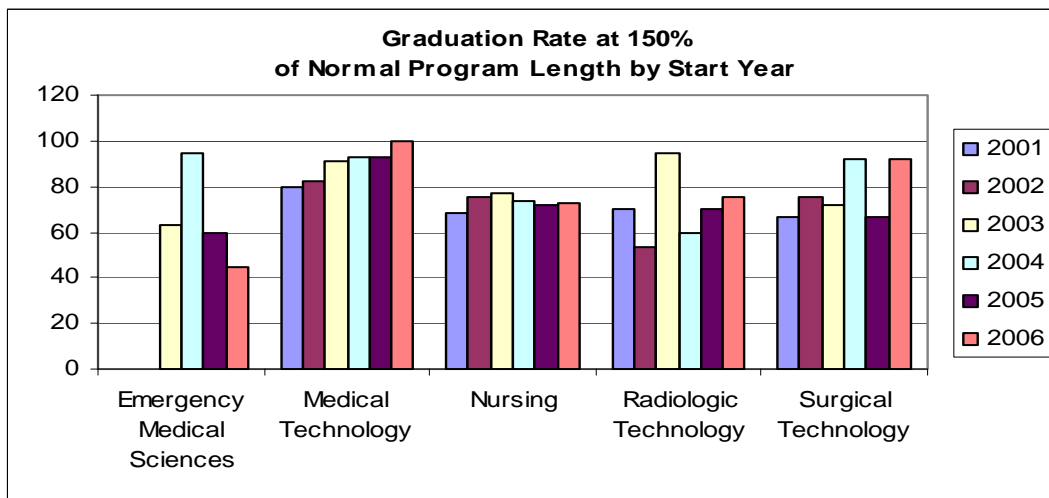
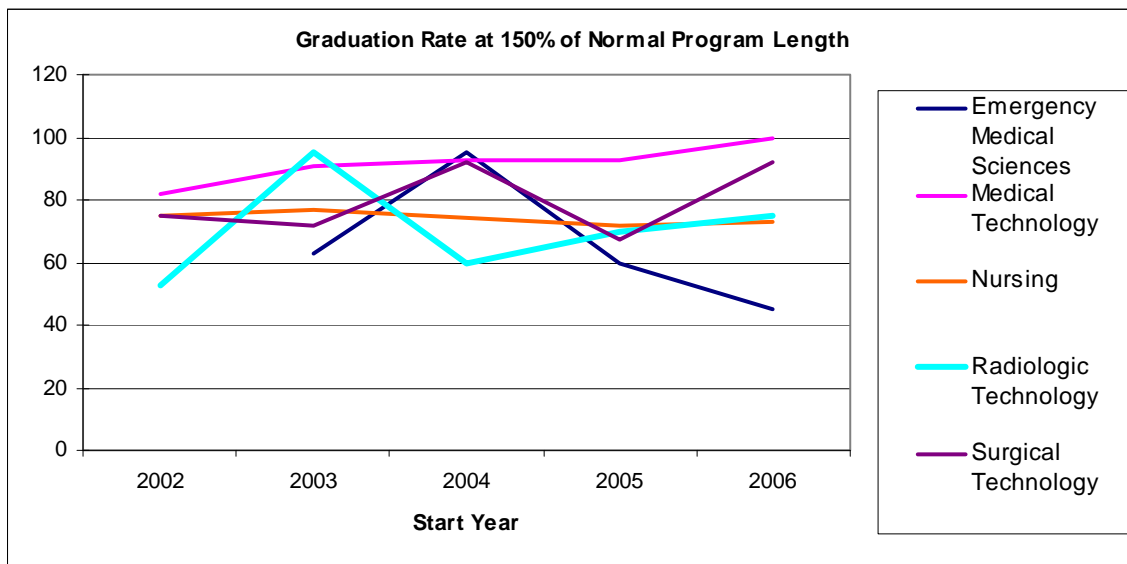
<i>Source: Master Course Lists</i>	Clinical Ratios			Lecture Ratios			Lab Ratios		
	2006	2007	2008	2006	2007	2008	2006	2007	2008
Emergency Medical Sciences	8.0	8.0	8.0	12.5	16.5	17.0	--	--	--
Medical Technology	2.0	2.0	2.0	11.0	13.0	12.0	--	--	--
Nursing	8.0	8.0	8.1	14.0	14.0	15.0	--	--	--
Radiologic Technology	8.6	5.8	5.3	6.9	5.6	6.7	--	--	--
Surgical Technology	6.0	5.0	5.0	12.0	7.0	5.0	--	--	--
General Education	--	--	--	21.2	24.6	22.2	17.0	18.0	18.6



Trended Graduation Rates at 150% by Program

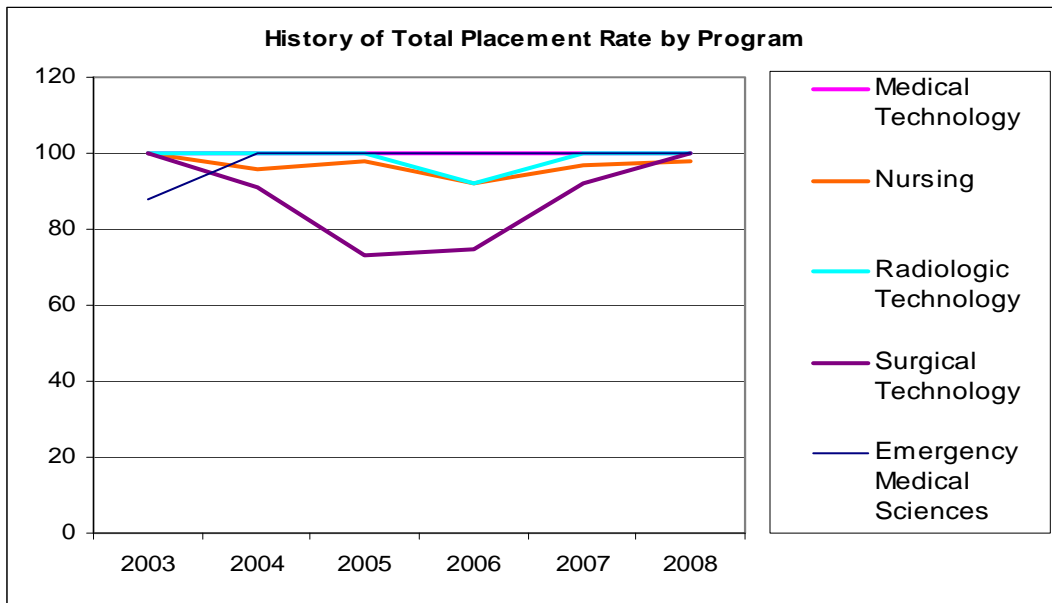
Source: Graduation Rate Data	Starting Cohort	2001	2002	2003	2004	2005	2006	'05-'06%* Change
Emergency Medical Sciences				63	95	60	45	-33.33%
Medical Technology		80	82	91	93	93	100	7.53%
Nursing		68	75	77	74	72	73	1.39%
Radiologic Technology		70	53	95	60	70	75	7.14%
Surgical Technology		67	75	72	92	67	92	37.31%
Average for College				80	83	72	77	

*Graduation data at 150% for '07 and '08 not yet available for this report and students are still matriculating.



Trended Placement Rates by Program

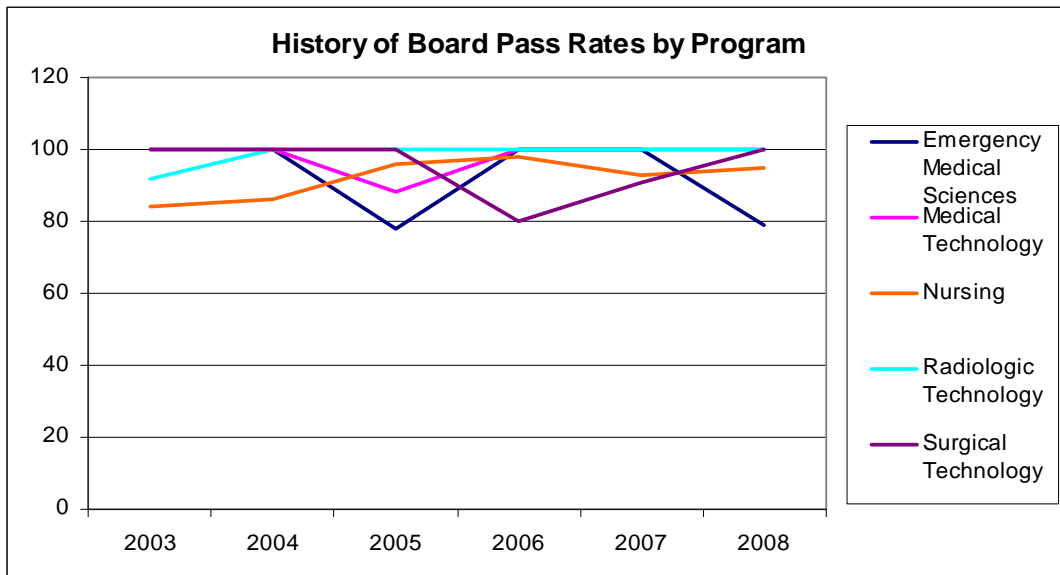
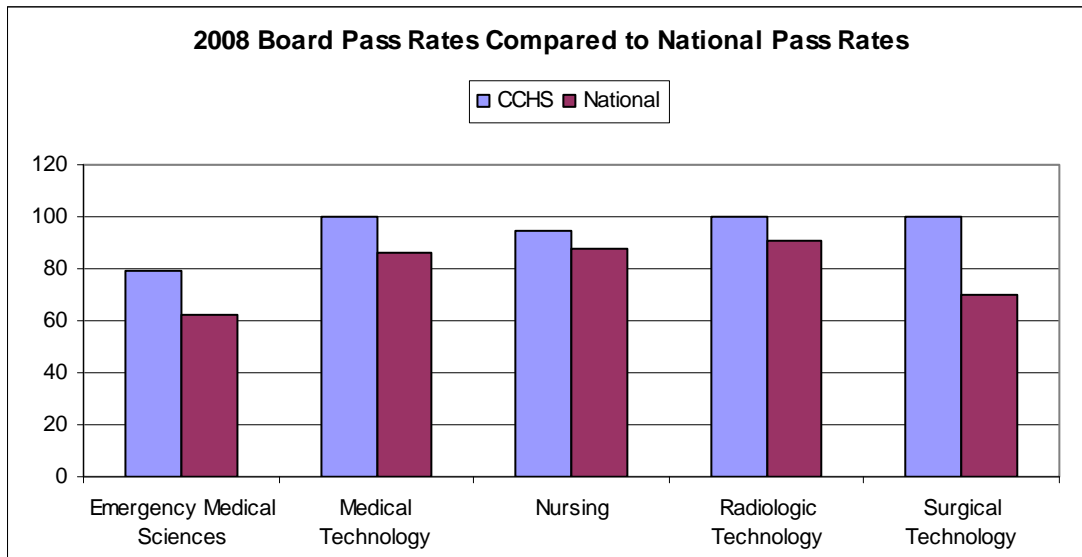
<i>Source: Placement Lists</i>	Percentages of Total Placements						Percentage of Placements at Carolinas Healthcare System					
<i>Year of Graduation</i>	2003	2004	2005	2006	2007	2008	2003	2004	2005	2006	2007	2008
Emergency Medical Sciences	88.0	100.0	100.0	100.0	100.0	100.0	50.0	100.0	100.0	100.0	86.0	100.0
Medical Technology	100.0	100.0	100.0	100.0	100.0	100.0	44.0	73.0	63.0	80.0	82.0	62.5
Nursing	100.0	96.0	98.0	92.0	97.0	98.0	90.0	82.0	85.0	88.0	91.0	91.0
Radiologic Technology	100.0	100.0	100.0	92.0	100.0	100.0	85.0	75.0	95.0	75.0	93.0	100.0
Surgical Technology	100.0	91.0	73.0	75.0	92.0	100.0	100.0	91.0	88.0	50.0	92.0	100.0
College Summary	97.6	97.4	94.2	91.8	97.8	99.6	73.8	84.2	86.2	78.6	88.8	90.7



Trended Board, Licensure, and Certification Pass Rates by Program

<i>Source: Board Results</i>	2002	2003	2004	2005	2006	2007	2008	'07-'08 % Change	2008 National or State Rate
Emergency Medical Sciences				100	78	100	79	-21.00%	62
Medical Technology	89	100	100	88	100	100	100	0.00%	86
Nursing	89	84	86	96	98	93	95	2.15%	86
Radiologic Technology	100	92	100	100	100	100	100	0.00%	91
Surgical Technology	100	100	100	100	80	91	100	9.89%	70
College Summary	94.5	94	97.2	92.4	95.6	96.8	98.4		

* Calculation of pass rates includes all individuals who took exams, regardless of the year of graduation

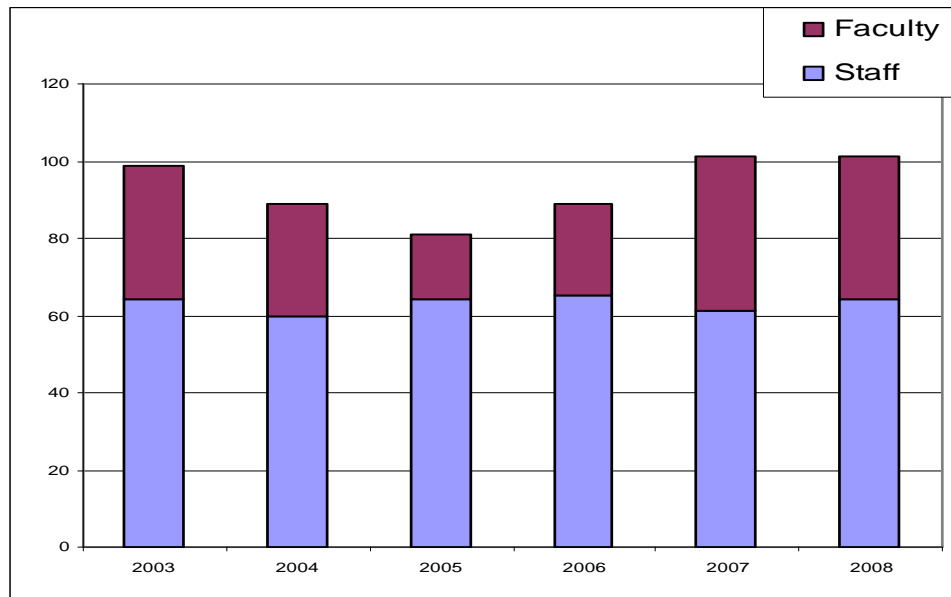


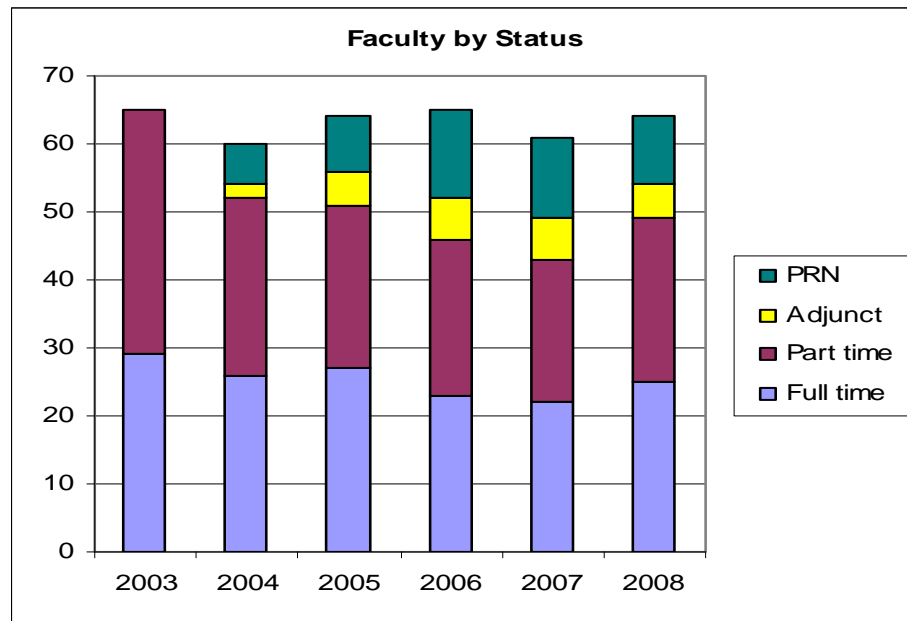
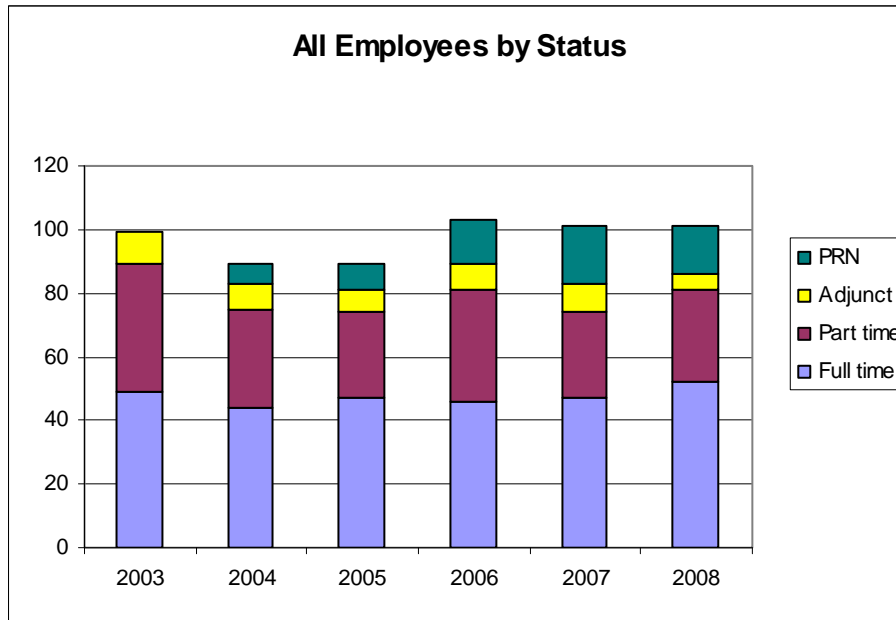
EMPLOYEE TRENDS

- Number of college staff decreased by 8% ; faculty increased by 5%
- Minorities employed by the college decreased by 19%
- Percentage of male employees rose with the addition of 4 new personnel
- Lower average salary increases were consistent with large decrease in Consumer Price Index reflecting economic trends nationwide

Trended Number of College Employees

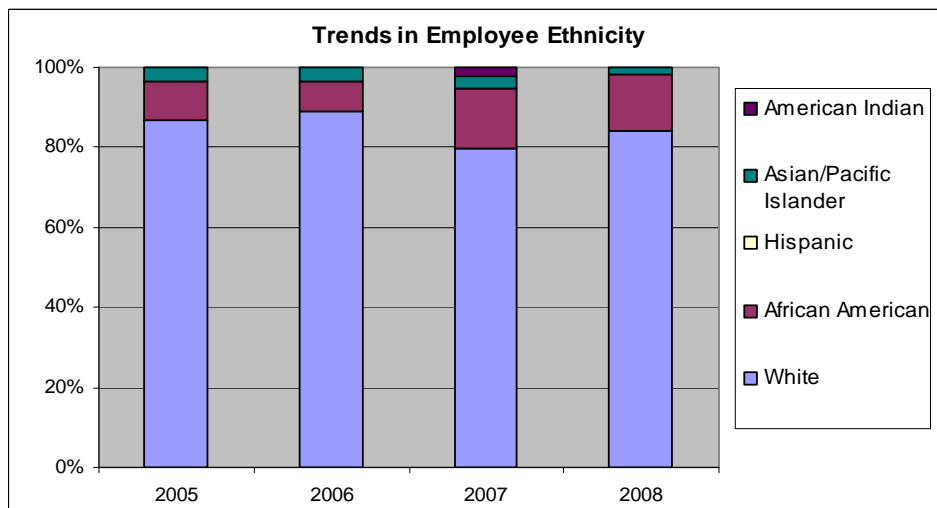
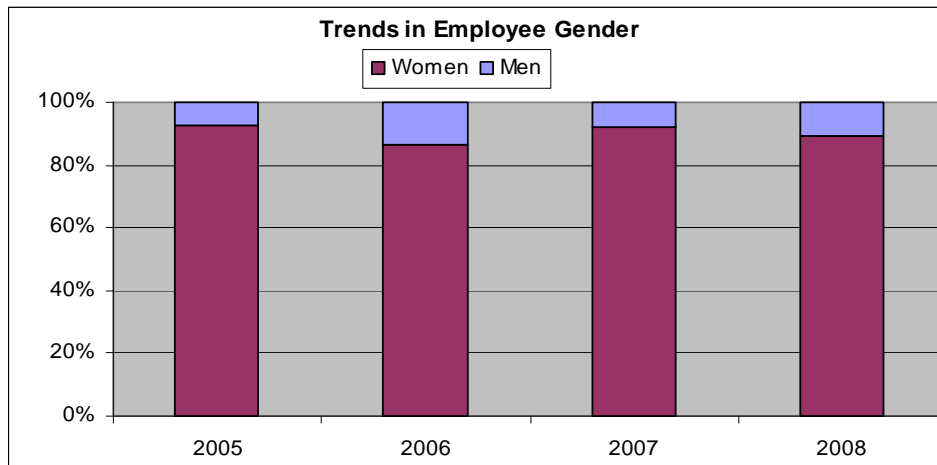
<i>Source: FTE Personnel Reports</i>	2003	2004	2005	2006	2007	2008	'07-'08 % Change
Total FTE	67.6	63.79	63.97	65.07	66.54	68.09	2.33%
Total full-time employees (FTE = 1.0)	49	44	47	46	47	52	9.62%
Total part-time employees	40	31	27	35	27	29	6.90%
Total Federal Work Study	10	8	7	8	9	5	-80.00%
Total PRN employees		6	8	14	18	15	-20.00%
Total Head Count	99	89	81	89	101	101	0.00%
Total full-time faculty (FTE = 1.0)	29	26	27	23	22	25	12.00%
Total part-time faculty	36	26	24	23	21	24	12.50%
Total adjunct faculty		2	5	6	6	5	-20.00%
Total PRN faculty		6	8	13	12	10	-20.00%
Total Faculty Head Count	64	60	64	65	61	64	4.69%
Total Staff Head Count	35	29	17	24	40	37	-8.11%





Trended College Employee Demographics

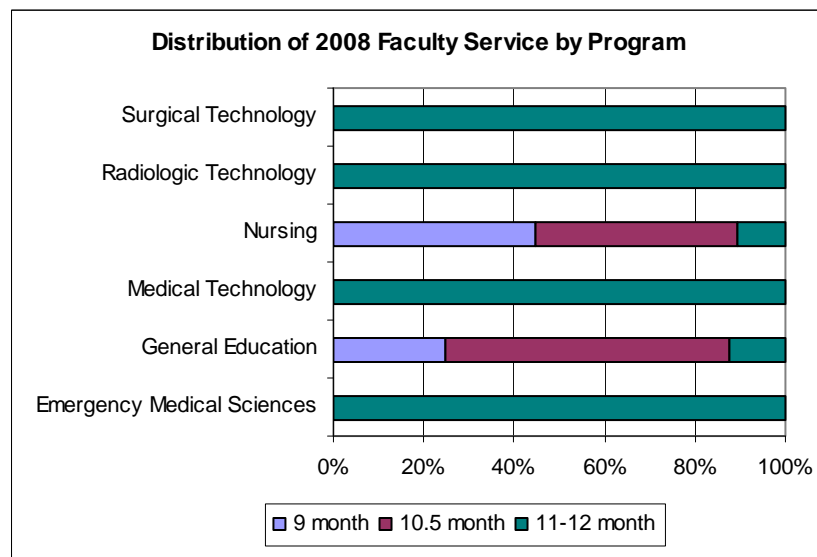
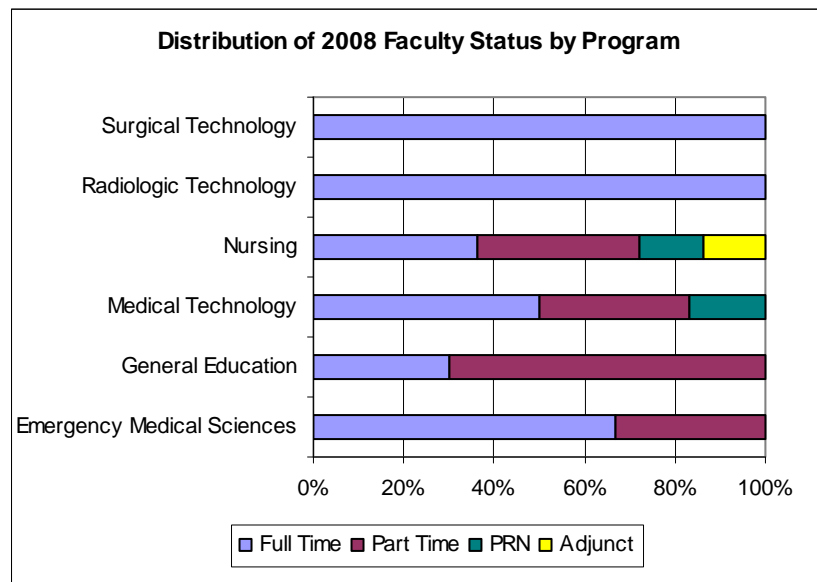
<i>Source: FTE Personnel Report</i>	2005	2006	2007	2008	'07-'08 % Change
Men	6	11	7	11	57.14%
Women	77	71	84	90	7.14%
% Men	7.23%	13.41%	7.69%	10.89%	41.58%
Minority	11	9	19	16	-18.75%
Nonminority	72	73	74	85	12.94%
White	72	73	74	85	14.86%
African American	8	6	14	14	0.00%
Hispanic	0	0	0	0	0.00%
Asian/Pacific Islander	3	3	3	2	-33.33%
American Indian	0	0	2	0	-100.00%
Other	0	0	0	0	0.00%



2008 Faculty Status and Service by Program

Source: Fall 2008 Personnel FTE Report

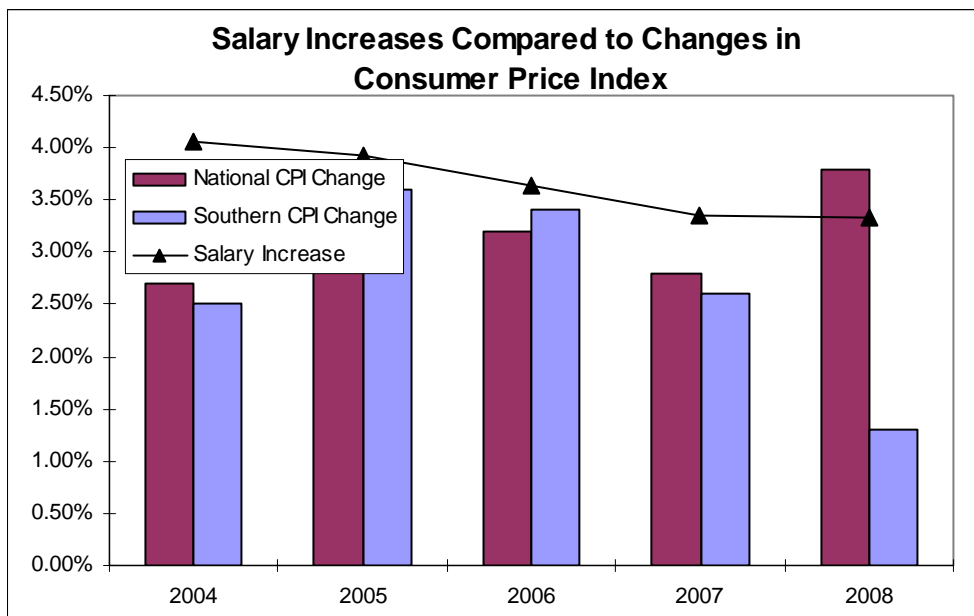
	Full Time	Part Time	PRN	Adjunct	Headcount	FTE	9 month	10.5 month	11-12 month
Emergency Medical Sciences	4	2	0	0	6	0.00	0	0	6
General Education	3	7	0	0	10	4.50	2	5	1
Medical Technology	3	2	1	0	6	5.38	0	0	6
Nursing	13	13	5	5	36	26.50	17	17	4
Radiologic Technology	4	0	0	0	4	4.00	0	0	4
Surgical Technology	2	0	0	0	2	2.00	0	0	2
College Summary	29	24	6	5	64		19	22	23



Salary Increases Compared to Changes in Consumer Price Index

	2004	2005	2006	2007	2008
Average Salary Increase	4.05%	3.92%	3.64%	3.35%	3.33%
National CPI Change*	2.70%	3.40%	3.20%	2.80%	3.80%
South Region CPI Change*	2.50%	3.60%	3.40%	2.60%	1.30%

*Source: Bureau of Labor Statistics



COST/STUDENT FINANCIAL RESOURCES TRENDS

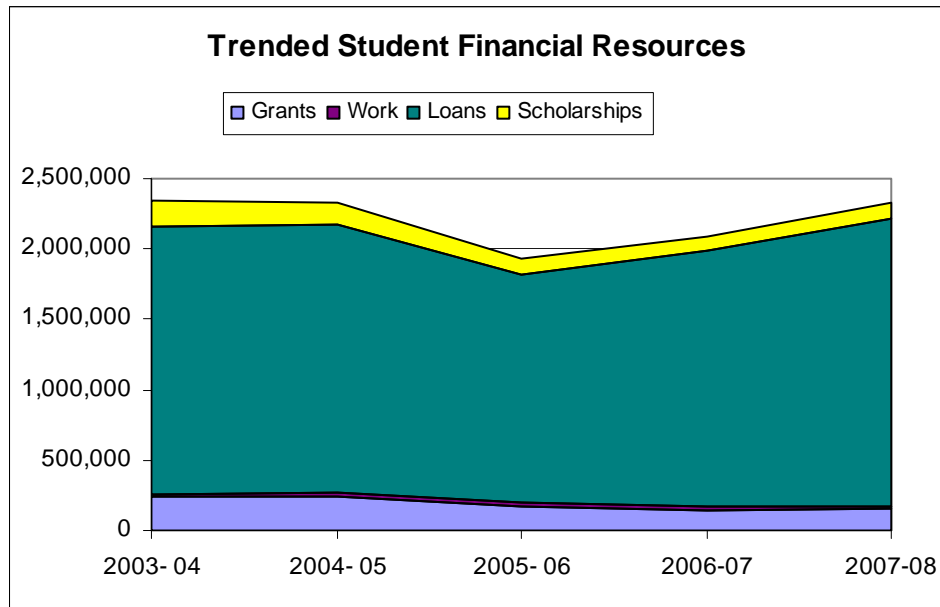
- Tuition for degree and diploma programs increased by 2%, below the national average increase of 4.7% at public two-year colleges (*Source: Trends in College Pricing, 2008, College Board*)
- Federal work study funds decreased by 34%
- Despite large federal work study deficits, the College increased student financial resources by 11%, largely due to increases in the areas of scholarships and loans

Trended College Tuition Rates and Fees

<i>Source: College Catalog</i>	2002	2003	2004	2005	2006	2007	2008	'07-08 % Change
Degree and Diploma Programs (per credit hour)	150.00	150.00	160.00	175.00	185.00	205.00	210.00	2.44%
Medical Technology	3,600.00	3,600.00	3,900.00	4,500.00	4,500.00	5,000.00	5,150.00	3.00%
Nurse Aide I	250.00	250.00	360.00	425.00	400.00	400.00	420.00	5.00%
Nurse Aide II	--	--	--	--	600.00	600.00	600.00	0.00%
Nurse Aide Competency	100.00	100.00	100.00	150.00	--	--		
Phlebotomy	300.00	300.00	400.00	440.00	440.00	440.00	505.00	14.77%
Intro to Health Care	50.00	10.00	10.00	10.00	40.00	40.00	40.00	0.00%
Infusion Therapy	--	--	--	--	50.00	50.00	50.00	0.00%
Phlebotomy Skills Update	--	--	--	--	50.00	50.00	50.00	0.00%
EMS Diploma Program	--	--	--	--	250.00	250.00	250.00	0.00%
Application Fee	35.00	35.00	35.00	50.00	50.00	50.00	50.00	0.00%
Activity Fee (per semester)	25.00	25.00	25.00	25.00	25.00	25.00	25.00	0.00%
Laboratory Fee (per course)	20.00	20.00	20.00	20.00	40.00	40.00	40.00	0.00%
Technology Fee (per semester)	20.00	20.00	20.00	20.00	75.00	75.00	75.00	0.00%
Graduation Fee	50.00	50.00	50.00	50.00	50.00	50.00	75.00	50.00%
Background Check	--	--	--	40.00	40.00	40.00	40.00	0.00%

Trended Student Financial Resources

<i>Source: Student Funding and Participation Report</i>	2001- 02	2002- 03	2003- 04	2004- 05	2005- 06	2006-07	2007-08	'07-08% Change
Federal Pell Grant	137,100	201,100	236,200	224,800	149,010	129,420	132,160	2.12%
Federal Supplemental Opportunity Grant	22,800	16,000	8,200	16,900	19,350	11,737	19,606	67.04%
Federal Work Study	25,700	34,400	16,700	26,800	23,619	26,062	17,125	-34.29%
Federal Stafford and PLUS Loans	519,500	953,800	1,034,300	1,002,200	745,200	843,918	939,590	11.34%
Carolinas HealthCare System Student Loans	519,300	837,000	865,300	903,400	883,120	983,562	1,111,390	13.00%
Carolinas HealthCare Foundation Scholarships	96,600	94,500	87,700	95,100	83,970	89,650	92,250	2.90%
Other (Outside Scholarships)	60,100	42,900	92,100	66,600	22,410	10,500	19,784	88.42%
Total	1,381,100	2,179,700	2,340,500	2,335,800	1,926,679	2,094,849	2,331,905	11.32%

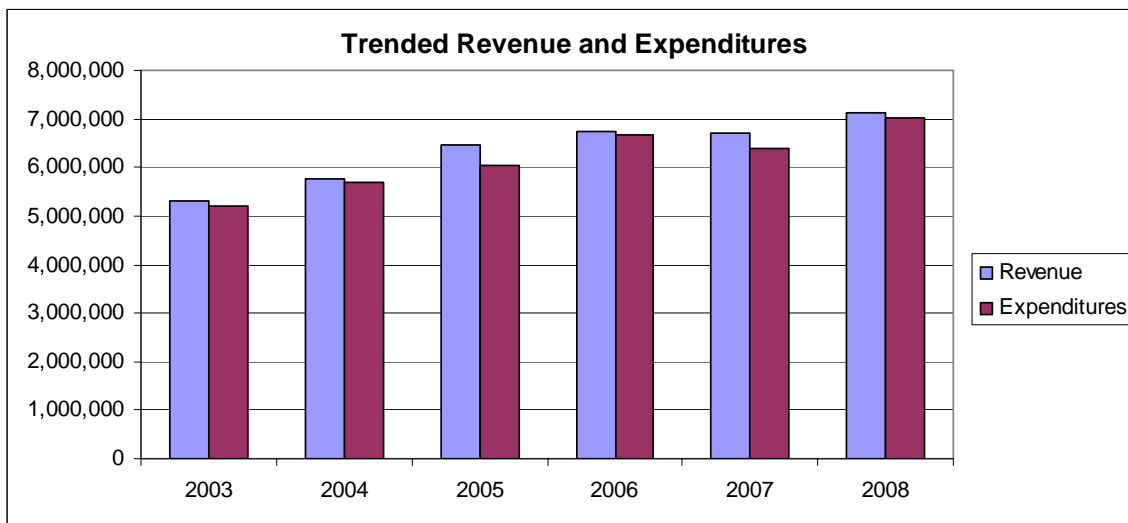


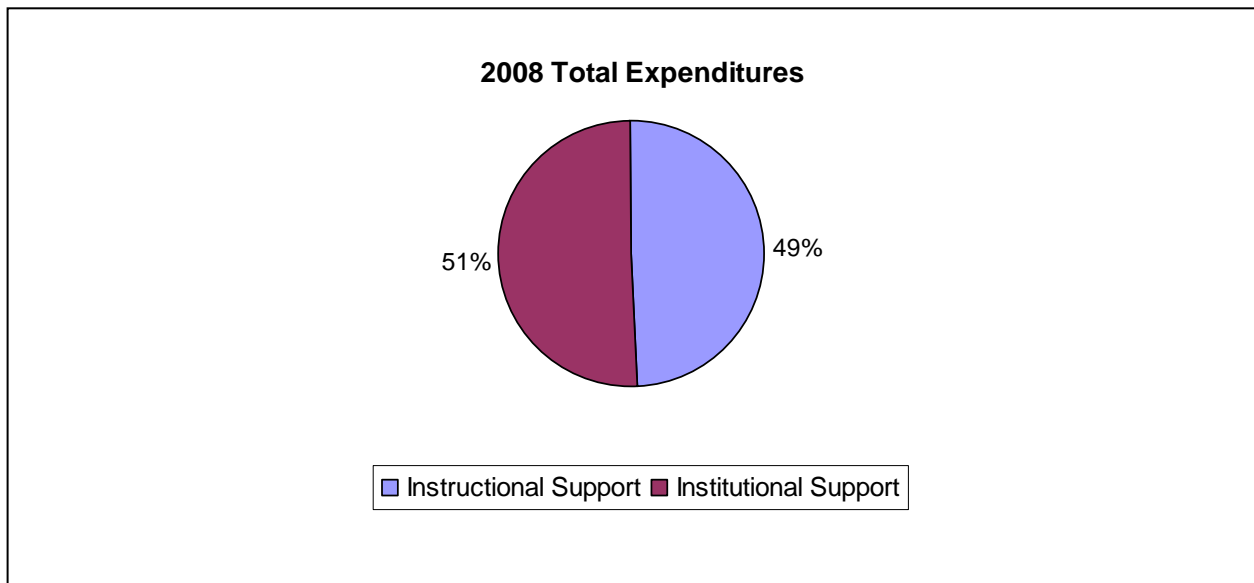
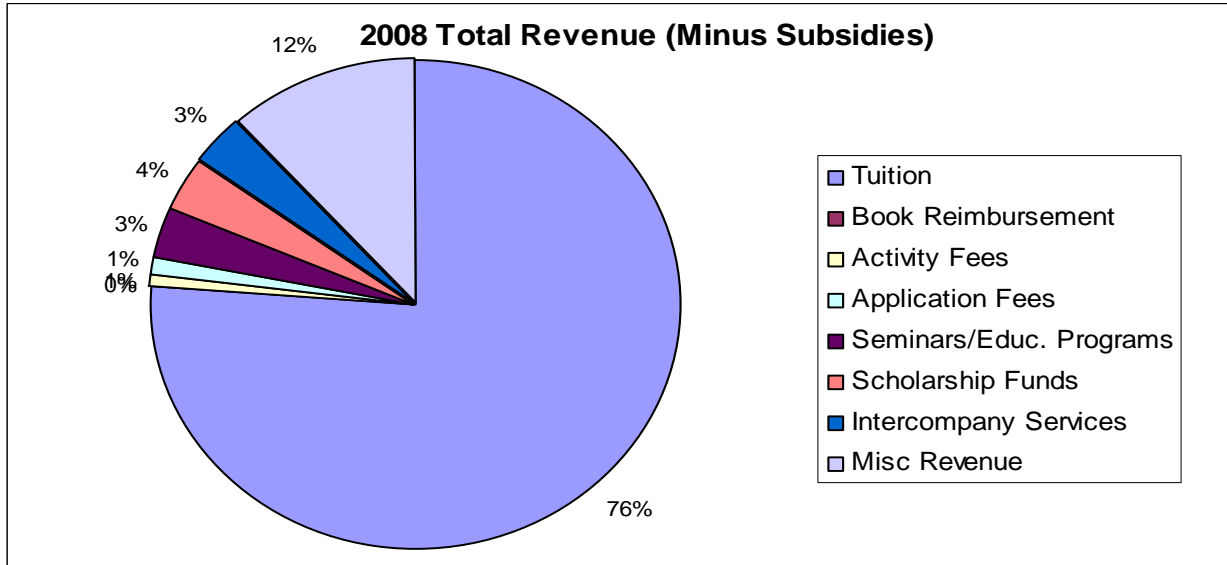
EXPENDITURES AND RESOURCES TRENDS

- Annual revenue continues to exceed expenditures of which 49% is spent on instructional support
- College development funds decreased by more than 22% consistent with economic down trends
- Students usage of the AHEC Digital Library rose with 29% more users and 25% more sessions than in the previous year

Trended College Financials

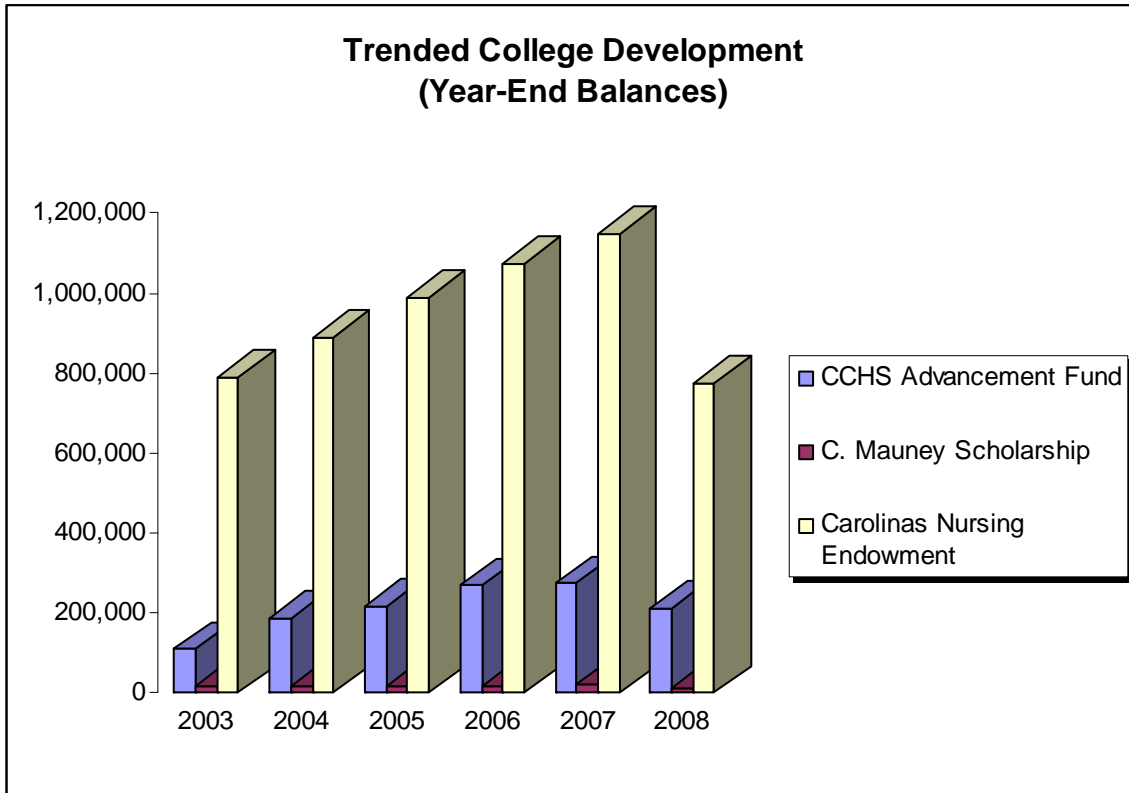
<i>Source: Financial Report</i>	2003	2004	2005	2006	2007	2008	'07-'08% Change
Operating Revenue							
Tuition		1,701,596	1,622,308	1,799,275	1,866,145	2,062,460	10.52%
Book Reimbursement		252,839	212,806	78,110	4,350	0	-100.00%
Activity Fees		19,800	26,279	25,740	22,157	23,100	4.26%
Application Fees		39,532	45,560	42,558	38,718	35,760	-7.64%
Seminars/Educ. Programs		51,478	64,998	62,121	61,537	85,750	39.35%
Scholarship Funds		84,886	88,814	86,304	86,304	102,675	18.97%
Intercompany Services		36,000	40,412	79,000	83,637	86,982	4.00%
Misc Revenue		197,859	234,603	220,794	202,909	317,261	56.36%
Operating Subsidy		3,426,239	4,166,305	4,404,299	4,276,244	4,395,621	2.79%
Total Revenue	5,296,250	5,755,078	6,446,935	6,743,201	6,697,001	7,109,609	6.16%
Expenditures							
Instructional Support		2,621,640	2,742,447	3,323,484	3,168,265	3,460,970	9.24%
Institutional Support		3,072,728	3,304,941	3,345,423	3,236,490	3,567,832	10.24%
Total Expenditures	5,205,548	5,694,368	6,047,388	6,668,907	6,404,755	7,028,802	9.74%





Trended College Development

	2003	2004	2005	2006	2007	2008	'07-'08% Change
CCHS Advancement Fund	109,241	187,444	217,349	268,484	273,858	212,848	-22.28%
C. Mauney Scholarship	16,454	17,096	17,791	19,112	19,180	12,949	-32.49%
Carolinas Nursing Endowment	789,490	889,046	990,053	1,072,342	1,146,821	775,338	-32.39%



Usage of Digital Library Resources

Source: Report of Library Services	2005		2006		2007		2008	
	Sessions	Distinct Users	Sessions	Distinct Users	Sessions	Distinct Users	Sessions	Distinct Users
January	31	16	100	34	356	127	176	81
February	43	18	187	61	346	108	617	179
March	25	11	75	25	137	53	134	54
April	186	57	60	25	126	38	270	87
May	33	23	69	30	168	57	126	34
June	123	30	84	30	275	65	394	105
July	29	13	27	10	83	24	185	48
August	39	23	100	55	188	87	147	65
September	157	52	303	118	376	131	483	195
October	128	39	234	90	231	101	369	134
November	154	40	150	48	221	87	235	93
December	14	10	37	22	47	29	149	62
Annual Total	962	332	1426	548	2554	907	3285	1137
					'07-'08% Change		25%	29%

